



CADENAS

ONLINE LICENCE GENERATOR - HELP



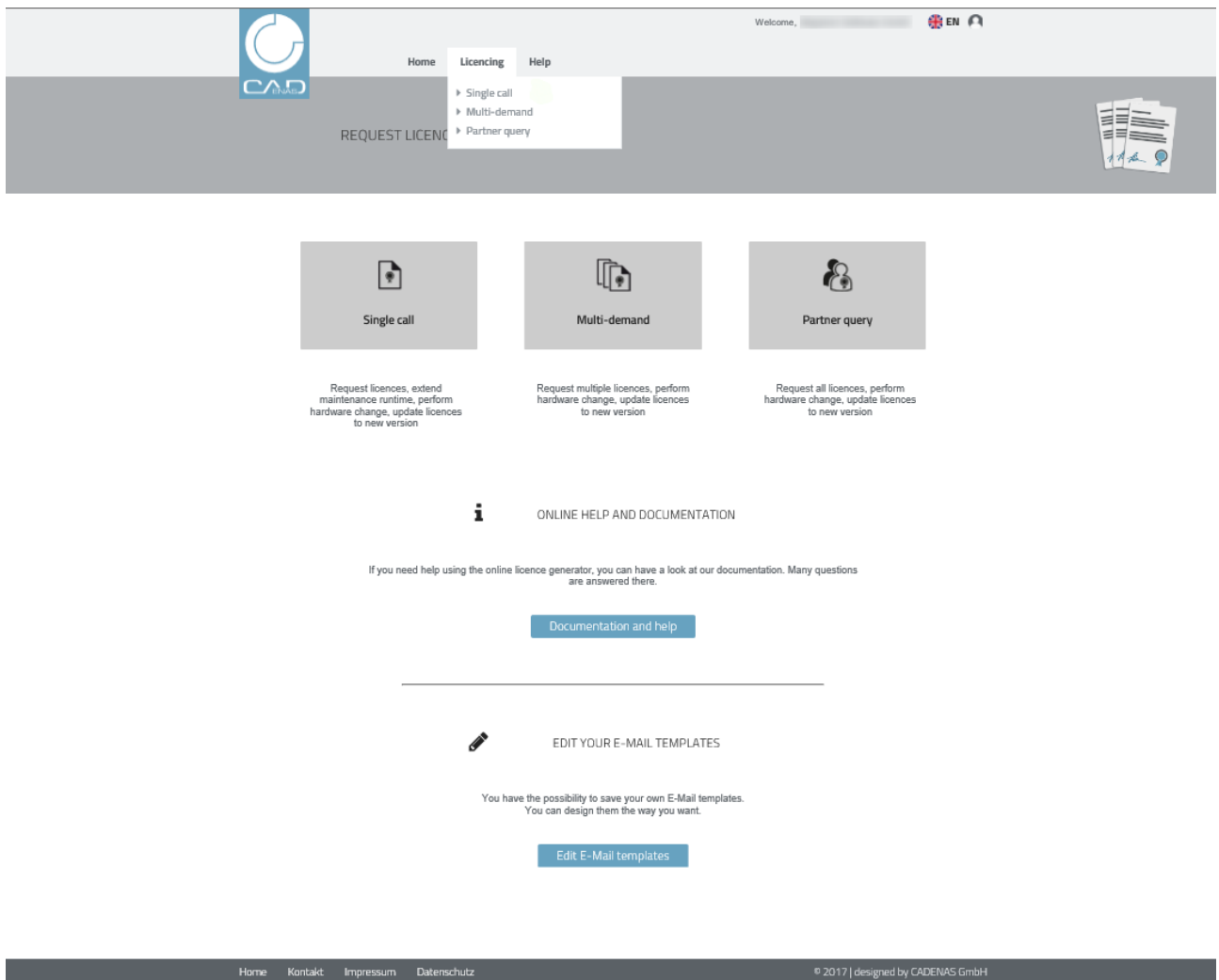
Inhaltsverzeichnis

- Inhaltsverzeichnis 1**
- 1. Inroduction 2**
 - Home 1.1 2
 - Language Selection 1.2..... 3
 - Menubar 1.3..... 3
- 2. Single Call 4**
 - Search 2.1 4
 - Results 2.2..... 5
 - Call of a Licence 2.3..... 5
- 3. Request Licences 6**
 - Search 3.1 6
 - Multiple Query Tool 3.2 7
- 4. Partner Query 8**
 - User Interface Description 4.1..... 8
 - Mailing Options 4.2..... 9
 - Download a Generated Licence 4.3 10



1. Introduction

Home 1.1



After you have successfully logged into the Online Licence Generator (OLG) you have the following options to choose from:

- **Single call**

Here you can request single licences, but only one at a time

- **Multi-demand**

Here you can to request all licences for a company at the same time

- **Partner query**

Here you can request all your licences. All companies are listed, you just have to choose where the licences should be send to




- **Documentation and help**

Here you can view or download this help document

- **Edit E-Mail templates**

Here you can define or edit your own E-Mail template

Language Selection 1.2

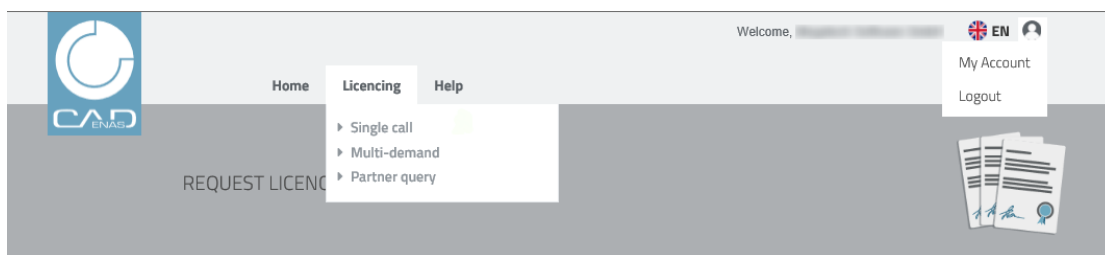


On the right top of the page, you can select a language.

Currently, German and English are supported only.

Menubar 1.3

The menubar is used for navigation through the entire OLG. It is always visible, allowing you to backtrack to recent pages without experiencing any inconvenience like, for example, resending content.



Operations:

- **Home**

Redirects you to the start page

- **Licensing**

Allows you to choose between single call, multi-demand or partner query

- **Help**

Redirects you to this help document



- **My Account**

Redirects you to a short overview of your account

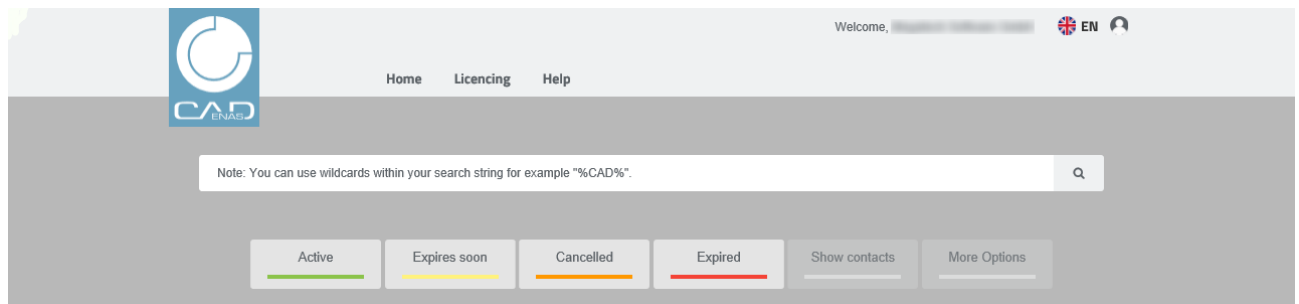
- **Logout**

Click here to end your current session

2. Single Call

Search 2.1

By selecting single call, a query tool appears:



Operations:

- **Search**

Here you can enter the name or the number of a company

- **Maintenance status**

Here you can select whether you want active, soon expiring, cancelled or expired orders to be included in your query

- **Show contacts**

Click here to show all contacts associated to your orders

- **More options**

Here you can enter the key code used for licence directly; it is then filtered according to the key



Results 2.2

The following output appears:

The screenshot shows the CADENAS online licence generator interface. At the top, there is a navigation bar with 'Home', 'Licencing', and 'Help' links. Below the navigation bar is a search bar containing 'Test Company'. Underneath the search bar are several filter buttons: 'Active' (green), 'Expires soon' (yellow), 'Cancelled' (orange), 'Expired' (red), 'Show contacts', and 'More Options'. The main content area displays a table of licences for 'Test Company (#0)'. The table has columns for 'Company(Company no.)', 'Order No. / Number', 'Product Description', 'Expiration Date', and 'Options'. Two licences are listed:

Company(Company no.)	Order No. / Number	Product Description	Expiration Date	Options
Test Company (#0)	0000-00-00 00:00:00 (0x) MT: 0000-00-00 00:00:00	Licenses for Partners all Interfaces Software Windows Single Normal (Nodelocked)	31.12.2022 23:59:59	PCs: 40/50 <input checked="" type="checkbox"/> Request Licence
Test Company (#0)	0000-00-00 00:00:00 (0x) MT: 0000-00-00 00:00:00	PARTsolutions/base module CAD professional MegaCAD Software Windows Single Normal (Nodelocked)	30.06.2017 23:59:59	PCs: 1/1 <input checked="" type="checkbox"/> Extend Maintenance

To extend a licence, simply click 'Extend Maintenance' or 'Reactivate Licence' in the 'options section on the right. Further instructions will be displayed. If the licence is active you can call it by clicking 'Request Licence'.

Call of a Licence 2.3

After clicking 'Request Licence' the following dialog appears:

The screenshot shows the 'License (version)' dialog box. It features a circular progress indicator on the left showing '40 / 50'. The main content includes the following information:

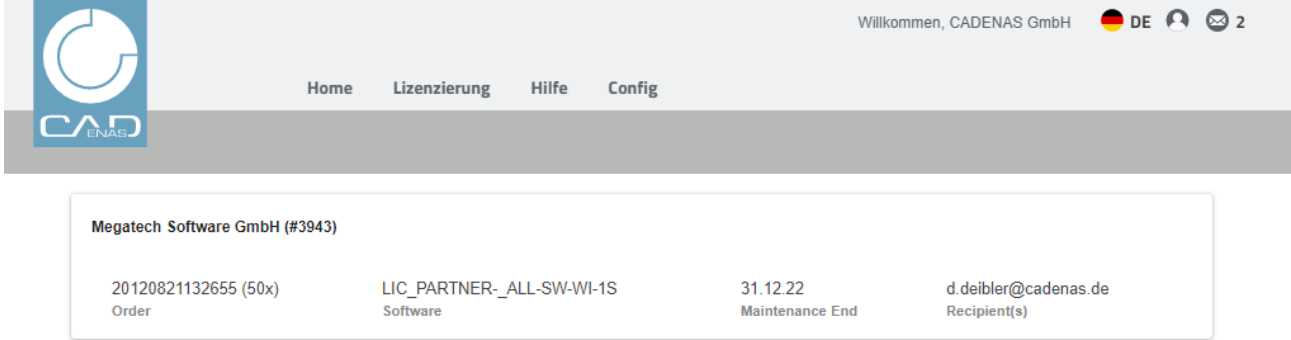
- License (version)**
- Test Company Customer | 31.12.2022 23:59:59 (1849 days) Maintenance expires on
- Your desired version**
- Version: 8.0, 8.1, **>= 9.0**
- Extended options**
- DINSTART: 0
- Din Start Val: 0
- DINEND: 0
- Din End Val: DEMO
- CATALOG: DEMO
- CATALOG VAL: DEMO
- Next** button



By clicking on the PC icon you can check your host IDs. Further, you can select a version.

Finally, you are required to select receivers and click 'send'.

If your query was successful you will see the following view:

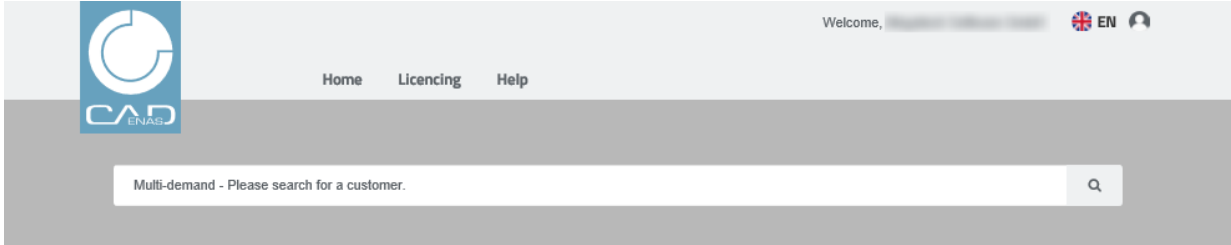


If you would like to query another licence please click "Home". Please note: Do not use the go back button of your browser; otherwise your licence will be resent.

3. Request Licences

Search 3.1

By selecting request licences a search tool appears:





Multiple Query Tool 3.2

After selecting a customer, you can customize your multi query.

Operations:

- **DIN Start/End**
- You may change the values for DIN or CATALOG for all licences
- **Version**
- You may change the version values for all licences
- **Normal licences**
- Expand to see normal licences only
- **Offline licences**
- Expand to see offline licences only

Having selected an E-Mail template, as well as all licences and receivers simply click 'send'.

On success you will see the following screen:



Willkommen, CADENAS GmbH DE 2

Home Lizenzierung Hilfe Config

Megatech Software GmbH (#3943)			
20120821132655 (50x) Order	LIC_PARTNER-_ALL-SW-WI-1S Software	31.12.22 Maintenance End	d.deibler@cadenas.de Recipient(s)

4. Partner Query

User Interface Description 4.1

The partner query allows you to see all your licenses at once

Welcome, EN

Home Licencing Help

Select all Deselect all Mailing options Generate Licenses

1 License(s) found.
1 Company(s) found.

CADENAS GmbH (#11) Test Company (#0)

Licenses for Partners all Interfaces Software Windows Single Normal (Nodelocked)	(0x)	31.12.2022 23:59:59	name@domain.com name@domain.com name@domain.com name@domain.com name@domain.com name@domain.com name@domain.com name@domain.com	Edit Hosts PCs: 40/50 Nr.: 000-00-00 00:00:00 MT: 000-00-00 00:00:00 <input type="checkbox"/>
--	------	---------------------	--	--

Operations:

- Select all



Selects all order numbers from every company for license generation

■ Deselect all

Deselects all order numbers from every company for license generation

■ Mailing options

Displays all available options for mailing

■ Generate licences

By clicking, your licences are generated and sent via E-Mail (if selected in mailing options)

■ Edit Hosts

Edit host IDs for the licence. Please Note: After editing you are required to reload the page by pressing F5 in order to reload the orders

■ Edit Variables

Edit your variables (like the values for DIN or CATALOG). Please Note: After editing you are required to reload the page by pressing F5 in order to reload the orders

Mailing Options 4.2

Welcome, EN

Home Licencing Help

Select all Deselect all Mailing options Generate Licenses

Please choose your needed version 8.0 8.1 9.0

Receiver (if allowed)

Enable auto-mail to customer Template:

Ok

Operations:



■ Choose Version

Choose a version if you want to set a specific version for all selected licenses

■ Receiver

Enter an e-mail address you want to send all mails to

■ Enable auto-mail to customer

Check to make sure the e-mail is sent automatically

■ Template

Select a template for the e-mail

Download a Generated Licence 4.3

Having generated the licences you will be able to download it by clicking the download button.

Megatech Software GmbH (#3943)		
20120821132655 Order Nr.	LIC_PARTNER-_ALL-SW-WI-1S Software	31.12.2022 Maintenance End
Download Licence(s) for this company		

If you have selected more than one order from a company they will be shown separately. However, the downloadable licence for this company remains the same, no matter what download button you choose.

If you have any questions or problems, please contact support@cadenas.de

©2017 – CADENAS GmbH